



Fabric collection designed by Nancy Murty for **Andover Fabrics**














All Squared Up – Kit Requirements

Listed below are the cut fabric sizes for putting together a fabric kit to accompany the **All Squared Up** project from the **Little Blessings** booklet provided by Bee Creative Studio. Cutting includes fabric for the complete top plus binding.

5 1/4 yards in one kit.



Finished quilt measures 51" x 59".


	Fabric SKU	for ONE kit
	3961 M	24" x wof
	3962 B*	9" x wof
	3967 B*	9" x wof
	3963 T	48" x wof
	3333 T2	9" x wof
	3965 B*	9" x wof
	3967 T*	9" x wof
	3962 P*	12" x wof
	3965 P*	9" x wof
	3964 P*	9" x wof
	3963 G*	9" x wof
	3967 G*	9" x wof
	3965 B	24" x wof for binding

Modifications from Original Pattern:

1. More blocks were added to accommodate all the letters of the alphabet. Make 3 blocks from each of the 10 fabrics marked with * after the Fabric SKU.
2. Cut 2 additional 4 1/2" squares from the purple animal print (3962 P) for the centers of two blocks.
3. Border sizes need to be adjusted to fit the additional blocks used in the pieced center.

To order the Little Blessings booklet, call Bee Creative Studio at 315.597.1478. The booklet can also be ordered through Checker Distributors or The Pattern Peddlers.

Suggested Backing:



3967 B

117" x wof