



Fabric collection designed by Nancy Murty for **Andover Fabrics**

Little Blessings – Kit Requirements










Listed below are the cut fabric sizes for putting together a fabric kit to accompany the **Free-to-Use pattern** provided by **Andover Fabrics**. Cutting includes fabric for the complete top plus binding.

4 1/4 yards in one kit.




Finished quilt measures 49" x 49".

Fabric SKU for ONE kit

	3961 M (panel)	24" x wof
	3964 K	36" x wof
	3962 B	9" x wof
	3965 B	9" x wof
	3333 T2	9" x wof
	3967 G	9" x wof
	3963 O	9" x wof
	3963 R	18" x wof
	3333 RP	9" x wof
	3965 B	18" x wof for binding

Suggested Backing:

	3967 G	117" x wof
---	--------	------------

Helpful Notes Regarding Fabric Kit:

- (4) 5 1/2" squares were cut from the red letters (3963 R) and set in the corners of the border.
- From the black zebra print with colored dots (3964 K) cut:
 - 4 strips 5 1/2" x wof
 - ↳ subcut (4) 5 1/2" x 39 1/2" rectangles for borders
 - 1 strips 4 1/2" x wof
 - ↳ subcut (8) 4 1/2" squares for the pieced blocks

To download the pattern, visit www.andoverfabrics.com and click on "Free Quilt Patterns".